



Introductory sub-table (I)(a)

Name of the Company NEXUS COMMODITIES & TECHNOLOGIES LIMITED			
Scrip Code, Name of the scrip, class of security:			
Quarter ended: 30th June, 2015			
Partly paid-up shares:-	No. of partly paid-up shares	As a % of total no. of partly paid-up shares	As a % of total no. of shares of the company
Held by promoter/promoter group		0.00	0
Held by public		0	0
Total - D	0	0	0
Outstanding convertible securities:-	No. of outstanding securities	As a % of total no. of outstanding convertible securities	As a % of total no. of shares of the company, assuming full conversion of the convertible securities
Held by promoter/promoter group		0	0
Held by public		0	0
Total - E	0	0	0
Warrants:-	No. of warrants	As a % of total no. of warrants	As a % of total no. of shares of the company, assuming full conversion of warrants
Held by promoter/promoter group		0	0
Held by public		0	0
Total - F	0	0	0
Total paid-up capital of the company, assuming full conversion of warrants and convertible securities		5471900	



Statement Showing Shareholding Pattern									
Category code	Category of Shareholder	Number of Shareholders	Table (I)(a)			Total shareholding as a percentage of total number of shares		Shares Pledged or otherwise encumbered	
			Total number of shares	Number of shares held in dematerialized form	As a percentage of (A+B) ¹	As a percentage of (A+B+C)	Number of shares	As a percentage	
			(IV)	(V)	(VI)	(VII)	(VIII)	(IX) = (VIII)/(IV)*100	
(I)	(II)	(III)	(IV)	(V)	(VI)	(VII)	(VIII)	(IX) = (VIII)/(IV)*100	
(A)	Shareholding of Promoter and								
1	Indian								
(a)	Individuals/ Hindu Undivided Family	5	1368125	0	25.00	25.00	0	0.00	
(b)	Central Government/ State Government(s)	0	0	0	0.00	0.00	0	0.00	
(c)	Bodies Corporate	0	0	0	0.00	0.00	0	0.00	
(d)	Financial Institutions/ Banks	0	0	0	0.00	0.00	0	0.00	
(e)	Any Others(Specify)	0	0	0	0.00	0.00	0	0.00	
(e-i)	Directors	0	0	0	0.00	0.00	0	0.00	
(e-ii)	Director Relatives	0	0	0	0.00	0.00	0	0.00	
(e-iii)	Person Acting in Concern	0	0	0	0.00	0.00	0	0.00	
	Sub Total(A)(1)	5	1368125	0	25.00	25.00	0	0.00	
2	Foreign								
a	Individuals (Non-Residents Individuals/ Foreign Individuals)	0	0	0	0.00	0.00	0	0.00	
b	Bodies Corporate	0	0	0	0.00	0.00	0	0.00	
c	Institutions	0	0	0	0.00	0.00	0	0.00	
d	Qualified Foreign Investor	0	0	0	0.00	0.00	0	0.00	
e	Any Others(Specify)	0	0	0	0.00	0.00	0	0.00	
e-i		0	0	0	0.00	0.00	0	0.00	
e-ii		0	0	0	0.00	0.00	0	0.00	
	Sub Total(A)(2)	0	0	0	0.00	0.00	0	0.00	
	Total Shareholding of Promoter and	5	1368125	0	25.00	25.00	0	0.00	



(B)	Public shareholding							
1	Institutions							
(a)	Mutual Funds/ UTI	0	0	0	0.00	0.00		
(b)	Financial Institutions / Banks	0	0	0	0.00	0.00		
(c)	Central Government/ State Government(s)	0	0	0	0.00	0.00		
(d)	Venture Capital Funds	0	0	0	0.00	0.00		
(e)	Insurance Companies	0	0	0	0.00	0.00		
(f)	Foreign Institutional Investors	0	0	0	0.00	0.00		
(g)	Foreign Venture Capital Investors	0	0	0	0.00	0.00		
(h)	Qualified Foreign Investor	0	0	0	0.00	0.00		
(i)	Any Other (specify)	0	0	0	0.00	0.00		
(i-i)		0	0	0	0.00	0.00		
(i-ii)		0	0	0	0.00	0.00		
	Sub-Total (B)(1)	0	0	0	0.00	0.00		
B 2	Non-institutions							
(a)	Bodies Corporate	2	11500	11500	0.21	0.21		
(b)	Individuals	0	0	0	0.00	0.00		
I	Individuals -i. Individual shareholders holding nominal share capital up to Rs 1 lakh	550	722475	621743	13.20	13.20		
II	ii. Individual shareholders holding nominal share capital in excess of Rs. 1 lakh.	83	2683100	2584600	49.03	49.03		
(c)	Qualified Foreign Investor	0	0	0	0.00	0.00		
(d)	Any Other (specify)	0	0	0	0.00	0.00		
(d-i)	NRI (Repat & Non Repat)	0	0	0	0.00	0.00		
(d-ii)	OCB's	0	0	0	0.00	0.00		
(d-iii)	Trust	0	0	0	0.00	0.00		
(d-iv)	Hindu Undivided Family	65	686700	670700	12.55	12.55		
(d-v)	Employee	0	0	0	0.00	0.00		
(d-vi)	Clearing Members	0	0	0	0.00	0.00		
	Sub-Total (B)(2)	700	4103775	3888543	75.00	75.00	0	
(B)	Total Public Shareholding (B)= (B)(1)+(B)(2)	700	4103775	3888543	75.00	75.00		
	TOTAL (A)+(B)	705	5471900	3888543	100.00	100.00		
(C)	Shares held by Custodians and against which Depository Receipts have been issued							
1	Promoter and Promoter Group	0	0	0	0.00	0.00	0	0.00
2	Public	0	0	0	0.00	0.00	0	0.00
	Sub-Total (C)	0	0	0	0.00	0.00	0	0.00
	GRAND TOTAL (A)+(B)+(C)	705	5471900	3888543	100.00	100.00	0	0.00




Sr.No	Notes
1	
2	
3	
4	
5	
6	
7	
8	
9	



(I)(b) Statement showing holding of securities (including shares, warrants, convertible securities) of persons belonging to the category "Promoter and Promoter Group"

Sr. No.	Name of the shareholder	Details of Shares held		Encumbered shares (*)			Details of warrants		Details of convertible securities		Total shares (including underlying shares assuming full conversion of warrants and convertible securities) as a % of diluted share capital
		Number of shares held	As a % of grand total (A)+(B)+(C)	No.	As a percentage	As a % of grand total (A)+(B)+(C) of sub-clause (I)(a)	Number of warrants held	As a % total number of warrants of the same class	Number of convertible securities held	As a % total number of convertible securities of the same class	
(I)	(II)	(III)	(IV)	(V)	(VI)=(V)/(III)*100	(VII)	(VIII)	(IX)	(X)	(XI)	(XII)
1	KISHORE M V S	1015000	18.55		0.00	0.00		0		0	
2	SANJAY KUMAR	220000	4.02		0.00	0.00		0		0	
3	VISVANATHAN	123125	2.25		0.00	0.00		0		0	
4	RAMASUBRAMANIAN P	5000	0.09		0.00	0.00		0		0	
5	VENKATRAMANI N	5000	0.09		0.00	0.00		0		0	
			0.00		0.00	0.00		0		0	
	TOTAL	1368125	25.00	0	0.00	0.00	0	0	0	0	0

(*) The term "encumbrance" has the same meaning as assigned to it in regulation 28(3) of the SAST Regulations, 2011




(1)(c)(i) Statement showing holding of securities (including shares, warrants, convertible securities) of persons belonging to the category "Public" and holding more than 1% of the total number of shares

Sr. No.	Name of the shareholder	Number of shares held	Shares as a percentage of total number of shares {i.e., Grand Total (A)+(B)+(C) indicated in Statement at para (I)(a) above}	Details of warrants		Details of convertible securities		Total shares (including underlying shares assuming full conversion of warrants and convertible securities) as a % of diluted share capital
				Number of warrants held	As a % total number of warrants of the same class	Number of convertible securities held	% w.r.t total number of convertible securities of the same class	
1	NEENA JAIN	130000	2.38	0	0	0	0	
2	DESH RAJ SINGHA	100000	1.83	0	0	0	0	
3	RAJENDRA BHANUSHANKAR JOSHI	100000	1.83	0	0	0	0	
4	KAWALJEET SINGH DUGGAL	100000	1.83	0	0	0	0	
5	RAJEEV KUMAR SINGH	100000	1.83	0	0	0	0	
6	RITIKA CHONA	100000	1.83	0	0	0	0	
7	AJAY SHARMA	100000	1.83	0	0	0	0	
8	RUCHEE CHOTRA	80000	1.46	0	0	0	0	
9	ASHOK KUMAR DUGAR	80000	1.46	0	0	0	0	
10	PIYUSH AJMERA	75000	1.37	0	0	0	0	
			0.00	0	0	0	0	
TOTAL		965000	17.64	0	0	0	0	0




(I)(c)(ii) Statement showing holding of securities (including shares, warrants, convertible securities) of persons (together with PAC) belonging to the category "Public" and holding more than 5% of the total number of shares of the company

Sr. No.	Name(s) of the shareholder(s) and the Persons Acting in Concert (PAC) with them	Number of shares	Shares as a percentage of total number of shares (i.e., Grand Total (A)+(B)+(C) indicated in Statement at para (I)(a) above)	Details of warrants		Details of convertible securities		Total shares (including underlying shares assuming full conversion of warrants and convertible securities) as a % of diluted share capital
				Number of warrants	As a % total number of warrants of the same class	Number of convertible securities held	% w.r.t total number of convertible securities of the same class	
1	NIL		0.00	0	0	0	0	
			0.00	0	0	0	0	
TOTAL		0	0.00	0	0	0	0	0



(I)(d) Statement showing details of locked-in shares				
Sr. No.	Name of the shareholder	Number of locked-in shares	Locked-in shares as a percentage of total number of shares (i.e., Grand Total (A)+(B)+(C) indicated in Statement at para (I)(a) above)	Promoter / Promoter Group / Public
1	NIL	0	0.00	
			0.00	
	TOTAL	0	0.00	



(II)(a) Statement showing details of Depository Receipts (DRs)

Sr. No.	Type of outstanding DR (ADRs, GDRs, SDRs, etc.)	Number of outstanding DRs	Number of shares underlying outstanding DRs	Shares underlying outstanding DRs as a percentage of total number of shares {i.e., Grand Total (A)+(B)+(C) indicated in Statement at para (I)(a) above}
1	Nil	0	0	0.00
TOTAL		0	0	0.00



(II)(b) Statement showing holding of Depository Receipts (DRs), where underlying shares held by "promoter/promoter group" are in excess of 1% of the total number of shares

Sr. No.	Name of the DR Holder	Type of outstanding DR (ADRs, GDRs, SDRs, etc.)	Number of shares underlying outstanding DRs	Shares underlying outstanding DRs as a percentage of total number of shares {i.e., Grand Total (A)+(B)+(C) indicated in Statement at para (I)(a) above}
1	NIL	0	0	0.00
TOTAL			0	0.00

